

**Sebastian Inlet District  
Regular Commission Meeting  
Wednesday, 4:30 PM, July 9, 2025  
Sebastian Inlet State Park Fishing Museum  
9700 South Hwy A1A  
Vero Beach, FL, 32963**

**AGENDA**

- I. Call to Order – Chairman Barney**
- II. Approval of Minutes – Regular Commission Mtg. – June 11, 2025 (PP 3-7)**
- III. Additions and deletions**
- IV. Presentations**  
There are no presentations.
- V. Information and Discussion Agenda**
  - A) Executive Director’s Reports:**
    - 1. June 30, 2025 ribbon-cutting event – 2024/2025 North Jetty Revetment Improvements Project – Phase 1**
    - 2. 2025/26 Legislative Funding - Sebastian Inlet North and South Jetty Maintenance and Safety Improvements Project (P 8)**
- VI. 2025/2026 Draft Budget (PP 9-12)**
- VII. Consent Agenda**
  - A) Authorized Work for Commission Review:**
    - 1. There are no items.**
  - B) Recommended for Approval:**
    - 1. 2025-2026 Not-to-Exceed Millage Rate (PP 13-16)**
    - 2. Resolution Requesting Funding from State of Florida Beach Management Funding Assistance Program - FY 2026/27 Resolution No. 07.09.25.02 (PP 17-18)**
- VIII. Public Comment on Consent Agenda Items**
- IX. Board Vote on Consent Agenda**
- X. Public Outreach Activities (PP 19-25)**
- XI. Park Matters — Ken Torres**

**XII. Legal Counsel Update — Shawn L. Demers, Gray Robinson**

**XIII. Public Comment Period**

**XIV. Commissioners' Items**

**Chairman Barney — Commissioner Orientation Guide (P 26)**

**Vice Chair Frazier**

**Secretary/Treasurer Rowland**

**Commissioner Campbell**

**Commissioner Marshall**

**XV. Unfinished Business**

**XVI. New Business**

**XVII. Adjournment**

**June 2025 Financial Statements (PP 27-31)**

# Sebastian Inlet District

Regular Commission Meeting  
Wednesday, 4 PM, June 11, 2025  
Sebastian Inlet District Office  
114 Sixth Avenue  
Indianapolis, FL, 32903

## Minutes

Present at the meeting were: Chairman David Barney, Commissioner Lisa Frazier (Vice Chair), Commissioner Michael Rowland (Secretary/Treasurer), Commissioner John Campbell and Commissioner TJ Marshall. Also, in attendance were: Executive Director James Gray, SID Public Outreach Associate Ed Garland, SID Legal Counsel Shawn Demers, SID Contracts & Budget Director Stacy Busche, Ken Torres (SISP), Alex Kinder (SISP), Jennifer Miller (SISP), Marie Yarbrough (AtkinsRéalisis), Justin Bartusek (AtkinsRéalisis), Katie Crocker (AtkinsRéalisis), William Hodges (ATL), and Kyle Horstman (ATL), Clinton Hodges (ATL), Zach Hodges (ATL), James Towner (AGD), and Joseph Walsh (AGD).

### Under Agenda Item I

Call to Order – Chairman Barney called the meeting to order at 4 p.m.

### Under Agenda Item II

The Commission discussed the minutes of the regular Commission meeting of May 14, 2025 and approved them without changes or corrections.

### Under Agenda Item III

Additions and Deletions

There were no additions or deletions.

### Under Agenda Item IV

Presentations

There were no presentations.

### Under Agenda Item V

Information and Discussion Agenda

#### A. Executive Director's Reports

1. Introduction of Stacy Busche – Senior Contracts/Accounting Manager  
Mr. Gray introduced Senior Contracts/Accounting Manager Stacy Busche. She shared with the Commission her background and work experience.
2. Update on the Memorandum of Understanding between Indian River County and Sebastian Inlet District for Coordination of Supplemental Dredging and Related Coastal Activities  
Mr. Gray said the Indian River County Commission approved the MOU on June 3, which was approved by the District Commission on May 14, 2025. The fully

executed MOU is effective for 10 years with an option to renew for an additional five years.

3. Update on the 2024/2025 North Jetty Revetment Improvements Project – Phase 1  
Mr. Gray said the 2024/2025 North Jetty Revetment Improvements Project is in its final stages. Crews have poured the concrete footer for the reinstallation of the webcam and the sidewalk is poured. Once site restoration is completed, the District anticipates hosting a ribbon-cutting ceremony, likely in late June.  
Commissioner Marshall expressed concern about the effect of the new armor stone on potential sand build-up inside the north jetty and whether monitoring will occur. Mr. Gray said the District monitors and reports on sand movement twice a year, with the next survey anticipated in September 2025. A report will be available a month or two later.
4. Discussion of the Draft FY 2025/2026 Budget  
Mr. Gray said staff's recommendation for developing the FY 2025/2026 Budget should be based on a roll-back rate (RBR). Mr. Gray said, the District is waiting on preliminary estimates from the Brevard and Indian River County property appraisers' offices but provided an initial estimated RBR of 0.1518 mills, well below the maximum levy in the District Charter of 1.5 mills. The preliminary balanced budget includes \$300,000 in interest income, \$3.1 million in anticipated project reimbursement funds and \$2.8 million from the Use of Fund balance. Staff continues to apply the philosophy of a project-based budget. Responding to Commissioner Frazier, Mr. Gray said staff will present a more refined account-balanced budget during the July 9, 2025 Regular Commission meeting.
5. Update on the 2024/2025 Sand Trap Dredging and Beach Placement Project  
Mr. Gray gave a slideshow presentation on the status of the 2024/2025 Sand Trap Dredging and Beach Placement Project, showing a timeline for the development of the project and milestones occurring between its commencement on January 9, 2025, and Jun 11, 2025, when work ended. He cited numerous project challenges, such as construction delays and equipment failures, which resulted in ATL failing to meet its contractual obligations for the dredging portion of the project. There was also apparent dredging outside the permitted area, which is a concern. ATL successfully placed 92,000 cubic yards of sand on downdrift beaches via truck hauling, meeting 100 percent of its goal. However, ATL was unable to place any dredged sand in the District's Dredged Materials Management Area (DMMA), which was set for 35,000 cubic yards, and only 25 percent or approximately 43,000 cubic yards of the anticipated 175,000 cubic yards from the inlet to the south beaches. Ms. Yarbrough gave a presentation explaining how AtkinsRéalis determined volumes of material removed from various sectors of the dredge template and the amount remaining within the template. She said AtkinsRéalis contacted FDEP and USACE when it was determined that ATL may have dredged outside of the permitted area. AtkinsRéalis is working to finalize the dredged quantities and will share the information with the two regulatory agencies. Chairman Barney noted that the template includes not only the perimeter but the depth of the dredging that occurred. Commissioner Rowland said he has never seen such an issue with a dredging contract in 30 years. Commissioner Marshall said Commissioner Rowland's experience was beneficial in helping

determine whether there were precedents set by previous Commissions if similar dredging issues had occurred. Mr. Gray said that dredging immediately outside the permitted template is sometimes observed as the remaining in situ material adjusts. But rarely is the horizontal and vertical extent greater than a few feet.

#### Under Agenda Item VI

##### Consent Agenda

- A. Authorized Work for Commission Review  
No items.
- B. Recommended for Approval  
No items.

#### Under Agenda Item VII

##### Public Comment on Consent Agenda Items

There were no Consent Agenda items and no comments.

#### Under Item VIII

##### Board Vote on Consent Agenda

There were no Consent Agenda items and no vote.

#### Under Agenda Item IX

##### Public Outreach Activities

Mr. Garland gave an update on the District's outreach activities. He gave a presentation at the Marine Resources Council on June 3 and said the District will participate in a quarterly beach cleanup event on June 24.

#### Under Agenda Item X

##### Park Matters — Ken Torres

Ms. Miller gave the SISF monthly update. She said ATL fixed all items damaged during dredging operations. She also noted that SISF is working with BCSO to find solutions to recent vehicle burglaries occurring on the north side of the state park. Also, about 200 turtle nests have been documented at the state park so far during this nesting season.

#### Under Item XI

##### Legal Counsel Update — Shawn L. Demers, Gray Robinson

##### A. Executive Director Evaluation

Mr. Demers shared the Commissioners' evaluations of Mr. Gray. The Commissioners' combined averages recommended a 2.5 percent Costs of Living increase and a 2.3 percent salary increases for Mr. Gray. Commissioner Frazier said she is a fiscal conservative and recommended a three percent raise. Commissioner Rowland lauded Mr. Gray's experience and the many roles he plays and recommended a seven percent salary increase. Commissioner Marshall said he was not expecting to receive the evaluation form. As a new Commissioner, he would like to have received documentation or historical information about the District's evaluation process. There was nothing to indicate that he

would be voting on Mr. Gray's evaluation and salary increase. Chairman Barney agreed that the Commission should include historical information in the future. Mr. Demers said he is open to modifying the review process and discussing the evaluation forms with individual Commissioners to improve the review process. Mr. Marshall suggested that the Commission discuss the evaluation process in the fall in advance of Mr. Gray's annual review in May. Commissioner Campbell, echoing Commissioner Marshall, said he wasn't expecting to receive the evaluation form, but that he said the evaluation format is normal in the business world. He said he assumed the average would be assessed and that he was comfortable with a 4.8 percent increase for Mr. Gray. Chairman Barney said he researched salaries for similar positions and noted that Mr. Gray was short-staffed for three months and has been overseeing multiple projects. He requested that a Commissioner to make a motion.

Commissioner Rowland made a motion for a seven percent overall salary increase for Mr. Gray. The motion died for lack of a second. Commissioner Campbell made a motion in favor of a 4.8 percent increase based on the assessed average of the Commissioner's evaluation recommendations. Commissioner Rowland seconded the motion. **The motion carried 5-0.**

B. ATL Diversified Industries, Inc. – Proposal

Mr. Demers discussed a series of letters between ATL, its attorney, the District and himself regarding ATL's outstanding performance issues on the 2024/2025 Sand Trap Dredging and Beach Placement Project (copies of all correspondence are included in the meeting agenda packet). He said the District didn't receive the response it had been seeking from ATL since the last Commission meeting. He noted that during the May 14, 2025, Commission meeting, the Commission approved a time extension under Change Order 3 to give ATL the opportunity to share options for completing the project. The District has since received a more conciliatory correspondence from a new attorney representing ATL. Mr. Demers said he will have follow-up conversations with ATL's counsel. There is still an opportunity to mitigate for damages and to continue a relationship with ATL in the future.

C. ATL Fully Executed Change Order 3 \_ 5-28-25

Mr. Demers discussed Change Order 3 in conjunction with Item XI B. Mr. Marshall requested that ATL provide more specific information in its letter to the District regarding its proposed revised costs to complete the Sand Trap Dredging and Beach Placement Project. Mr. Demers said he will be speaking to ATL's legal team to determine if there could be something for the Commission to vote on during its July 9 meeting. Mr. Gray noted that the District is still awaiting survey information from ATL following its request nearly two months ago. Commissioner Marshall recommended the District's counsel send a letter to ATL's legal counsel formally requesting the survey data as an official record. Mr. Gray explained the process for reviewing and processing the survey data.

Under Item XII

Public Comment Period

Mr. (Clint) Hodges said ATL completed the dredging survey for the Sand Trap Dredging and Beach Placement Project and he has requested that the draft be sent to Ms. Yarbrough for review. He said

ATL's commitment to the District has not changed and that the company would like to complete the project in the fall.

Under Item XIII

Commissioner Items

Chairman Barney — Would like to discuss development of a Commissioner orientation guide during the July 9, 2025 Regular Commission Meeting.

Vice Chair Frazier— Nothing.

Secretary/Treasurer Rowland — Nothing.

Commissioner Campbell — Nothing.

Commissioner Marshall — Nothing.

Under Item XIV

Unfinished Business

No Unfinished business.

Under Item XV

New Business

Under Item XVI

Adjournment — Chairman Barney adjourned the meeting at 5:36 p.m.

---

Secretary/Treasurer

Date



## SEBASTIAN INLET DISTRICT

A multi-county, independent special taxing district created by the Florida State Legislature

### INFORMATION AND DISCUSSION AGENDA EXECUTIVE DIRECTOR UPDATES

**TO:** Sebastian Inlet District Commissioners  
**DATE:** July 9, 2025  
**FROM:** James D. Gray, Jr. JDG  
**SUBJECT:** 2025/26 Legislative Funding – Sebastian Inlet North and South Jetty Maintenance and Safety Improvements Project

With the support of Senator Grall, Senator Mayfield, and Representative Robert Brackett, staff and the District lobbyist, Chris Lyon, Lewis Longman & Walker PA., requested \$1 Million in FY 2025/2026 Legislative funding to assist in the construction of the Sebastian Inlet North and South Jetty Project.


Staff is happy to report that on June 30, 2025, Governor DeSantis signed the 2025/26 State budget, which included a \$1 Million funding appropriation for the District Jetty project.



# SEBASTIAN INLET DISTRICT

A multi-county, independent special taxing district created by the Florida State Legislature

## MEMORANDUM

**TO:** Sebastian Inlet District Commissioners  
**FROM:** James D. Gray, Jr.   
**DATE:** July 1, 2025  
**SUBJECT:** 2025/2026 Draft Budget

In preparation for the upcoming 2025/26 Fiscal Year (FY) Budget staff is recommending the Board consider using the Rolled Back Rate (RBR). Applying the RBR to the upcoming FY 2025/2026 Truth in millage process (TRIM) would produce relatively the same revenues as FY 2024/2025.

- For FY 2024/2025 the approved millage rate was 0.1628 mills.
- Based on certified property tax values received from Brevard and Indian River Counties on July 1, 2025, the RBR is 0.1555 mills.

### Analysis Budget Version (July 9, 2025)

Staff based the DRAFT budget on:

- Property tax revenues based on a calculated RBR of 0.1555 mills
- Anticipated interest revenue from FL Prime at \$300,000
- Anticipated grant reimbursement (revenue) from FDEP at \$3.1M
- Utilizing a Use of Fund Balance (Assigned) of \$2.83M

During the meeting, staff will discuss in greater detail the DRAFT FY 2025/26 Budget. However, it is important to note that the DRAFT FY 2025/26 budget identifies expenses and capital outlays that are comparable to those in the FY 2024/25 Budget. The DRAFT \$13.8M budget, as proposed, provides a “Project Based Budget” that reflects an overall **59% decrease** from the Board Approved FY 2024/25 Budget but still accounts for enough revenue to fund District FY 2025/26 initiatives.

A proposed District Project (FY 2025-2030) forecasting schedule has also been prepared to identify for discussion anticipated District projects over the next 5 years.

Additionally, please find the proposed Tentative and Final Budget Hearing meeting dates and times.

Wednesday, September 10, 2025 <b>TENTATIVE Millage and Budget Hearing</b>	North Indian River County Library 1001 Sebastian Blvd, Sebastian, FL 32958	5:30 PM
Wednesday, September 24, 2025 <b>FINAL Millage and Budget Hearing</b>	District Office 114 Sixth Avenue, Indialantic, FL 32903	5:01 PM

**Sebastian Inlet District  
2025-2026 Rev/Exp Budget (7/1/25)  
GENERAL FUND**

**DRAFT Budget**

	A	B	C	D	E	F	G	H	I	
1	<b>REVENUE AND OPERATING FUNDS</b>									
2								<b>Rolled-Back Rate</b>		
							<b>2024-25 Budget (0.1628)</b>	<b>2025-26 Budget (0.1555)</b>	<b>Prior Year Incr/Decr</b>	
3										
4		3110100	Property Taxes-Brevard (CERTIFIED)				5,993,289	6,222,068	3.68%	
5		3110200	Property Taxes-Indian River (CERTIFIED)				1,299,631	1,342,518	3.19%	
6		3340000	Contract/Grant Funds (ESTIMATED)				6,122,500	3,100,000	-97.50%	
7		3610200	Interest Income (ESTIMATED)				326,000	300,000	-8.67%	
8		2701000	Use of Fund Balance (Assigned)				8,228,640	2,830,914	-190.67%	
9			<b>Total Funds Available</b>				<b>21,970,060</b>	<b>13,795,500</b>	<b>-59.26%</b>	
10										
11	<b>EXPENSES AND CAPITAL OUTLAY</b>									
		<b>General Government</b>								
12		5110 000	<u>Commission</u>							
19			Sub-Total				45,700	46,000	0.65%	
20										
21		5130 000	<u>Financial and Administrative</u>							
53			Sub-Total				683,000	693,450	1.51%	
54										
55		5140 000	<u>Legal Counsel</u>							
62			Sub-Total				222,800	255,000	12.63%	
63										
64		5190 000	<u>Governmental and Tax Related Fees</u>							
71			Sub-Total				169,500	234,500	27.72%	
72										
73										
		<b>Physical Environment</b>								
74		5370 000	<u>Staff Engineer / Engineering</u>							
77			Sub-Total				170,500	170,500	0.00%	
78										
79										
80		5371 000	<u>Sand Transfer System / Advanced Studies</u>							
88			Sub-Total				513,500	509,500	-0.79%	
89										
90										
91		5372 000	<u>Sand Trap Dredging</u>							
94			Sub-Total				11,750,000	7,350,000	-59.86%	
95										
96		5373 000	<u>Maintenance of Channel</u>							
100			Sub-Total				260,000	260,000	0.00%	
101										
102										
103		5373 000	<u>Channel Extension</u>							
107			Sub-Total				20,500	20,500	0.00%	
108										
109		5374 000	<u>Ebb Shoal / Offshore Projects</u>							
112			Sub-Total				21,050	76,050	72.32%	
113										
114		5375 000	<u>Construction Programs</u>							
121			Sub-Total				5,014,500	834,500	-500.90%	
122										
123		5376 000	<u>Natural Resources Programs</u>							
132			Sub-Total				69,700	303,000	77.00%	
133										
134		5377 000	<u>Other Planned Projects</u>							

**Sebastian Inlet District  
2025-2026 Rev/Exp Budget (7/1/25)  
GENERAL FUND**

**DRAFT Budget**

	A	B	C	D	E	F	G	H	I
137								Rolled-Back Rate	
							<b>2024-25 Budget (0.1628)</b>	<b>2025-26 Budget (0.1555)</b>	<b>Prior Year Incr/Decr</b>
138									
139				Sub-Total			<b>11,000</b>	<b>26,000</b>	<b>57.69%</b>
140									
141			5378 000	<b>Professional/Contract/Service</b>					
144				Sub-Total			<b>16,500</b>	<b>16,500</b>	<b>0.00%</b>
145									
146									
147			5410 000	<b>Debt Interest Payments</b>			<b>1,810</b>	<b>0</b>	<b>-100.00%</b>
148			6000000	<b>Capital Outlay</b>			<b>0</b>	<b>0</b>	<b>0.00%</b>
149									
150				Sub-Total of All Expenses			<b>18,970,060</b>	<b>10,795,500</b>	<b>-75.72%</b>
151				Reserve			<b>3,000,000</b>	<b>3,000,000</b>	<b>0.00%</b>
152				<b>TOTAL EXPENSE/CAPITAL</b>			<b>21,970,060</b>	<b>13,795,500</b>	<b>-59.26%</b>
153				<b>Notes/Assumptions/Projects</b>					
154				<b>REVENUE</b>					
155				2701000—Use of assigned fund balance					
156				3340000—DEP funding (TBD)					
157				3610200—PNC MMDA and Florida PRIME					
158									
159				<b>EXPENSES</b>					
160				5130 120 / 121— FY 26 (3% COLA)					
161				5130 320 Accounting Audit—Single Audits (\$4,500) required through FY 27-28					
162				5140 313 Attorney / Litigation					
163				5372 312 Thomas Shoal Characterization					
164				5376 318 Coconut Point Stabilization					
165				5377 464 Retilling of South Beach					
166				Reserve-\$3M per policy					

# 5-Year (FY 2025-2030) District Project Forecasting (PROPOSED)

<b>FY 2025-2026</b>	2025			2026								
<b>Anticipated Project</b>	Oct	Nov	Dec	Jan	Feb	Mar	April	May	June	July	Aug	Sept
Environmental Monitoring	<b>Beach and Inlet</b>											
North Jetty Maintenance - Phase 2	<b>Project Permitting</b>											
Sand Trap and Channel Dredging	<b>Project Construction</b>											
Coconut Point Stabilization	<b>Project Construction</b>											
Supplemental Truck Haul												

<b>FY 2026-2027</b>	2026			2027								
<b>Anticipated Project</b>	Oct	Nov	Dec	Jan	Feb	Mar	April	May	June	July	Aug	Sept
Environmental Monitoring	<b>Beach and Inlet</b>											
South Jetty Maintenance	<b>Project Design, Bidding, and Construction</b>											
Sand Trap and Channel Dredging												
Supplemental Truck Haul	<b>Project Design, Bidding and Construction</b>											

<b>FY 2027-2028</b>	2027			2028								
<b>Anticipated Project</b>	Oct	Nov	Dec	Jan	Feb	Mar	April	May	June	July	Aug	Sept
Environmental Monitoring	<b>Beach and Inlet</b>											
North Jetty Maintenance - Phase 2	<b>Project Bidding and Construction</b>											
Sand Trap and Channel Dredging												
Supplemental Truck Haul												

<b>FY 2028-2029</b>	2028			2029								
<b>Anticipated Project</b>	Oct	Nov	Dec	Jan	Feb	Mar	April	May	June	July	Aug	Sept
Environmental Monitoring	<b>Beach and Inlet</b>											
Sand Trap and Channel Dredging	<b>Project Design and Permitting</b>											
Supplemental Truck Haul												

<b>FY 2029-2030</b>	2029			2030								
<b>Anticipated Project</b>	Oct	Nov	Dec	Jan	Feb	Mar	April	May	June	July	Aug	Sept
Environmental Monitoring	<b>Beach and Inlet</b>											
Sand Trap and Channel Dredging	<b>Project Bidding and Construction</b>											
Supplemental Truck Haul												


**Notes:**


1. Anticipated projects are for future budget planning purposes only
2. North Jetty Maintenance project construction was phased to distribute budget funding requirements
3. Sand Trap and Channel Dredging is anticipated every 5 years
4. Supplemental Truck Haul projects are necessary to meet the Sebastian IMP Bypassing objective of 75,000 CY/YR
5. Environmental Monitoring includes, State of Inlet Report, Wind/Wave/Weather Sta., Surveys, Sea Turtles and Hardbottom

**SEBASTIAN INLET DISTRICT  
BOARD MEMORANDUM**

---

**TO:** Members of the Board  
of Sebastian Inlet District Commission

**THROUGH:** James D. Gray, Jr.   
Executive Director

**FROM:** Stacy Busche   
Sr. Contracts/Accounting Manager

**SUBJECT:** **2025-2026 Not-to-Exceed Millage Rate**

**DATE:** July 1, 2025

---

**DESCRIPTION AND CONDITIONS**

Pursuant to the 2025-2026 Budget/TRIM Calendar, during the July meeting Commissioners are required to adopt a resolution on the Not-to-Exceed millage rate for the coming fiscal year. Staff is proposing a Not-To-Exceed millage rate of 0.1628.

**FUNDING**

Ad valorem taxes; Use of Fund Balance

**RECOMMENDATION**

Staff recommends the Board approve Resolution 07.09.25.01 adopting a Not-To-Exceed millage rate of 0.1628 for FY 2025/2026.

**ATTACHMENT**

Resolution No. 07.09.25.01

**APPROVED AGENDA ITEM FOR: JULY 9, 2025**



**RESOLUTION NO, 07.09.25.01**  
**FOR**  
**THE SEBASTIAN INLET DISTRICT**

THEREFORE, BE IT RESOLVED by the Board of Commissioners of the Sebastian Inlet District, also known as the Sebastian Inlet Tax District, as follows:

1. *The proposed millage rate necessary to fund the tentative budget for the Sebastian Inlet District's fiscal year 2025/2026 is 0.1628 which is a 4.69% change of the rolled-back rate of 0.1555 for fiscal year 2025/2026. The millage rate for fiscal year 2025/2026 shall not exceed 0.1628 mills.*

2. *A tentative budget has been prepared for the Sebastian Inlet District for fiscal year 2025/2026 for the purpose of computing a proposed millage rate necessary to fund the budget. A copy of the tentative budget which has been prepared is attached hereto and made a part hereof.*

3. *The Sebastian Inlet District hereby directs its officers and officials to notify the Property Appraiser and other officials in accordance with the Chapter 200 of the proposed millage rate, its rolled-back rate, and other information required to comply with Chapter 200.*

4. *The Sebastian Inlet District shall conduct such hearings as are necessary to adopt the tentative millage rate, the tentative budget, the final millage rate and the final budget.*

5. *This Resolution shall be effective immediately upon its adoption.*

**DONE AND ORDERED BY THE SEBASTIAN INLET DISTRICT** this 9th day of July 2025.

**SEBASTIAN INLET DISTRICT**

-----  
David Barney, Chairman

**Sebastian Inlet District  
2025-2026 Rev/Exp Budget (7/1/25)  
GENERAL FUND**

**DRAFT Budget**

	A	B	C	D	E	F	G	H	I	J	K	
1	<b>REVENUE AND OPERATING FUNDS</b>											
2								<b>Rolled-Back Rate</b>		<b>Not-To-Exceed</b>		
							<b>2024-25 Budget (0.1628)</b>	<b>2025-26 Budget (0.1555)</b>	<b>Prior Year Incr/Decr</b>	<b>2025-26 Budget (0.1628)</b>	<b>Prior Year Incr/Decr</b>	
3												
4		3110100	Property Taxes-Brevard (CERTIFIED)				5,993,289	6,222,068	3.68%	6,514,165	8.00%	
5		3110200	Property Taxes-Indian River (CERTIFIED)				1,299,631	1,342,518	3.19%	1,405,543	7.54%	
6		3340000	Contract/Grant Funds (ESTIMATED)				6,122,500	3,100,000	-97.50%	3,100,000	-97.50%	
7		3610200	Interest Income (ESTIMATED)				326,000	300,000	-8.67%	300,000	-8.67%	
8		2701000	Use of Fund Balance (Assigned)				8,228,640	2,830,914	-190.67%	2,475,792	-232.36%	
9			<b>Total Funds Available</b>				<b>21,970,060</b>	<b>13,795,500</b>	<b>-59.26%</b>	<b>13,795,500</b>	<b>-59.26%</b>	
10												
11	<b>EXPENSES AND CAPITAL OUTLAY</b>											
12		<b>General</b>										
13		<b>Government</b>										
14		5110 000	<u>Commission</u>									
15			Sub-Total				45,700	46,000	0.65%	46,000		
16												
17		5130 000	<u>Financial and Administrative</u>									
18			Sub-Total				683,000	693,450	1.51%	693,450		
19												
20		5140 000	<u>Legal Counsel</u>									
21			Sub-Total				222,800	255,000	12.63%	255,000		
22												
23		5190 000	<u>Governmental and Tax Related Fees</u>									
24			Sub-Total				169,500	234,500	27.72%	234,500		
25												
26		<b>Physical</b>										
27		<b>Environment</b>										
28		5370 000	<u>Staff Engineer / Engineering</u>									
29			Sub-Total				170,500	170,500	0.00%	170,500		
30												
31		5371 000	<u>Sand Transfer System / Advanced Studies</u>									
32			Sub-Total				513,500	509,500	-0.79%	509,500		
33												
34		5372 000	<u>Sand Trap Dredging</u>									
35			Sub-Total				11,750,000	7,350,000	-59.86%	7,350,000		
36												
37		5373 000	<u>Maintenance of Channel</u>									
38			Sub-Total				260,000	260,000	0.00%	260,000		
39												
40		5373 000	<u>Channel Extension</u>									
41			Sub-Total				20,500	20,500	0.00%	20,500		
42												
43		5374 000	<u>Ebb Shoal / Offshore Projects</u>									
44			Sub-Total				21,050	76,050	72.32%	76,050		
45												
46		5375 000	<u>Construction Programs</u>									
47			Sub-Total				5,014,500	834,500	-500.90%	834,500		
48												
49		5376 000	<u>Natural Resources Programs</u>									
50			Sub-Total				69,700	303,000	77.00%	303,000		
51												
52		5377 000	<u>Other Planned Projects</u>									
53			Sub-Total				11,000	26,000	57.69%	26,000		
54												
55		5378 000	<u>Professional/Contract/Service</u>									
56			Sub-Total				16,500	16,500	0.00%	16,500		
57												
58		5410 000	<u>Debt Interest Payments</u>				1,810	0	-100.00%	0		
59		6000000	<u>Capital Outlay</u>				0	0	0.00%	0		
60												
61			Sub-Total of All Expenses				18,970,060	10,795,500	-75.72%	10,795,500		
62			<b>Reserve</b>				3,000,000	3,000,000	0.00%	3,000,000		
63			<b>TOTAL EXPENSE/CAPITAL</b>				<b>21,970,060</b>	<b>13,795,500</b>	<b>-59.26%</b>	<b>13,795,500</b>		

**Sebastian Inlet District  
2025-2026 Rev/Exp Budget (7/1/25)  
GENERAL FUND**


**DRAFT Budget**

	A	B	C	D	E	F	G	H	I	J	K
151	<b>Notes/Assumptions/Projects</b>										
152	<b>REVENUE</b>										
153	2701000—Use of assigned fund balance										
154	3340000—DEP funding (TBD)										
155	3610200—PNC MMDA and Florida PRIME										
156											
157	<b>EXPENSES</b>										
158	5130 120 / 121— FY 26 (3% COLA)										
159	5130 320 Accounting Audit—Single Audits (\$4,500) required through FY 27-28										
160	5140 313 Attorney / Litigation										
161	5372 312 Thomas Shoal Characterization										
162	5376 318 Coconut Point Stabilization										
163	5377 464 Retilling of South Beach										
164	Reserve-\$3M per policy										

**SEBASTIAN INLET DISTRICT  
BOARD MEMORANDUM**

---

**TO:** Members of the Board  
of Sebastian Inlet District Commissioners

**FROM:** James D. Gray, Jr.   
Executive Director

**SUBJECT:** **Resolution Requesting Funding from State of Florida Beach  
Management Funding Assistance Program – FY 2026/27  
Resolution No. 07.09.25.02**

**DATE:** July 1, 2025

---

**DESCRIPTION AND CONDITIONS**

The State of Florida, Department of Environmental Protection (FDEP) requires an annual resolution from local governments requesting funding assistance through the FDEP Beach Management Funding Assistance Program. The Resolution does not specify a specific dollar amount. However, the Resolution enables FDEP to consider the District's Local Government Funding Request (LGFR) for Fiscal Year 2026/27. For FY 2026/27, staff intends to submit a LGFR to FDEP for Year 2 permit required post construction monitoring of the 2024/25 Sand Trap Dredging and Beach Placement Project.

**FUNDING**

FDEP funding requires up to a 50% local match. District funding for the project is budgeted and available under Sand Trap Dredging Permit Related Costs/Monitoring Account No. 5372-470.

**RECOMMENDATION**

The recommendation of staff is for the Board to approve Resolution No. 07.09.25.02 and authorize staff to submit the FY 2026/2027 Local Government Funding Requests to FDEP on behalf of the District.

**ATTACHMENT**

Resolution No. 07.09.25.02

**APPROVED AGENDA ITEM FOR: JULY 09, 2025**

**RESOLUTION NO. 07.09.25.02**

**A RESOLUTION OF THE BOARD OF COMMISSIONERS OF  
THE SEBASTIAN INLET DISTRICT, SUPPORTING PROPOSED SEBASTIAN  
INLET SAND TRANSFER AND MONITORING PROJECTS AND COOPERATION  
WITH FLORIDA’S BEACH MANAGEMENT PROGRAM**

**BE IT HEREBY RESOLVED** that the Board of Commissioners of the Sebastian Inlet District supports proposed Sebastian Inlet jetty maintenance projects, sand transfer projects, including dredging of the Inlet Sand Trap and channel, and post-construction monitoring, and providing local cost-share for a cooperative agreement with Florida’s Beach Management Program.

**BE IT ALSO RESOLVED** that the Board of Commissioners of the Sebastian Inlet District authorizes Executive Director, James Gray, Jr. to apply to the Florida Department of Environmental Protection for cost-sharing for the fiscal year 2026-2027.

**THIS RESOLUTION** shall become effective on July 09, 2025.

Upon motion by Commissioner \_\_\_\_\_ and second by Commissioner \_\_\_\_\_, the Board approved the Resolution as follows:

David Barney \_\_\_\_\_  
Lisa Frazier \_\_\_\_\_  
Michael Rowland \_\_\_\_\_  
TJ Marshall \_\_\_\_\_  
John Campbell \_\_\_\_\_

The Chair thereupon declared the resolution duly passed and adopted this 9<sup>h</sup> day of July 2025.

**SEBASTIAN INLET DISTRICT**

By: \_\_\_\_\_  
David Barney, Chairman

APPROVED AS TO FORM AND  
LEGAL SUFFICIENCY

By: \_\_\_\_\_  
Shawn L. Demers  
Attorney for Sebastian Inlet District



## **Public Outreach highlights**

**July 9, 2025**

### **Website highlights**

[www.sitd.us](http://www.sitd.us)

June website visits: 60,892; May website visits: 55,485

### **Completed and ongoing outreach tasks**

- Meetings with Sebastian Chamber (Nick Sanzone) and Cumulus Media (Jack Noonan) to discuss collaboration on outreach related to District-related projects/fishing report
- June 30 celebration at north jetty: newspaper/radio interviews, promotion on app, website and social media, invitations to legislators, developed materials list, etc.
- Ongoing updates to website/app/social media pages – (news items, sea turtle nesting count updates), updates to beach and jetty project articles

### **Social media**

[www.facebook.com/sebastianinletdistrict](https://www.facebook.com/sebastianinletdistrict)

[www.instagram.com/sebastianinletdistrict/](https://www.instagram.com/sebastianinletdistrict/)

Top three most popular posts on Facebook:

- June 30 – 206k reached (north jetty celebration video)
- June 23 – 66k reached (promotion in advance of north jetty event)
- June 2 — 10k reached (announcement of T-dock reopening)

### **App**

- District app downloads: iOS: 939; Android 445; total: 1,384 downloads

### **Upcoming outreach projects/activities**

- Begin free online photoshop/web courses on Udemy
- Adding LinkedIn to our social media outlets
- Continue developing online articles for website

June 30, 2025

# WATCH: North Jetty Reopens at Sebastian Inlet After Eight-Month Closure for Repairs

By Space Coast Daily // June 30, 2025

## RIBBON-CUTTING CEREMONY HELD AFTER EIGHT-MONTH CLOSURE



**ABOVE VIDEO:** *North Jetty Reopens at Sebastian Inlet After Eight-Month Closure*

BREVARD COUNTY • SEBASTIAN INLET, FLORIDA — Sebastian Inlet State Park welcomed back eager visitors today as the beloved north jetty officially reopened following an eight-month closure for repairs.

Enthusiasts of fishing, surfing, and coastal scenery poured in to celebrate the occasion and reclaim one of Florida’s iconic recreational spots.

Longtime fishing guide and Sebastian Inlet State Park volunteer, Wayne Landry, affectionately known as Snookman, had the honor of leading the reopening.

After a brief ribbon-cutting ceremony, Landry stepped forward to unlock the gate, marking the official return of public access to the restored jetty.

The repairs, critical to maintaining the structural integrity and safety of the jetty, were completed in partnership with park staff and the Eastern Surfing Association, who also assisted in organizing the reopening celebration.

Park staff expressed their appreciation to the community for its patience during the closure and to all those who contributed to making the reopening a success.

## Sebastian Inlet State Park's popular north jetty reopens after eight-month repair project



**Kaila Jones**

TC Palm

July 3, 2025

INDIAN RIVER COUNTY – Sebastian Inlet State Park’s historic north jetty reopened June 30 after a nearly eight-month repair project to the popular fishing spot.

The first phase of the \$2.5 million project began in November and included installing about 200 feet of new stone or concrete erosion-resistant material, seawalls and a concrete sidewalk deck along parts of the jetty damaged by storms.

Although there was no definitive date for the completion of the project, Sebastian Inlet District spokesman Ed Garland said the project was completed about a month ahead of schedule.

The project contractor, Shoreline Foundation Inc., poured the sidewalk on the 200-foot section of jetty, and the granite armor stone was installed throughout April and May.

The inlet district, which paid for the repairs, raised its tax rate for the 2024-2025 fiscal year by 45%, and increased its budget from \$11 million to \$22 million to fund multiple large projects, according to District Chairman Jenny Lawton Seal in October.

A ribbon-cutting ceremony celebration was held on June 30, according to the Sebastian Inlet District’s website.

The popular inlet webcam, exhibited on the inlet district’s website, was taken down for the construction to avoid any damages. The camera will be moved a few feet from where it was on the south side of the jetty to the north side near the walkway, said Garland.

Two additional phases of improvements for the north and south jetty have not been specified or scheduled.

Photo gallery that accompanied this article: [www.tcpalm.com/picture-gallery/news/local/indian-river-county/2025/07/03/sebastian-inlet-state-park-north-jetty-reopens-after-storm-repairs-indian-river-county/84436210007/](http://www.tcpalm.com/picture-gallery/news/local/indian-river-county/2025/07/03/sebastian-inlet-state-park-north-jetty-reopens-after-storm-repairs-indian-river-county/84436210007/)

# Go fish! Anglers' haven at Sebastian Inlet jetty reopens

Written by: *Jon Pine* July 03 2025



PHOTO BY JOSHUA KODIS

The north jetty at Sebastian Inlet State Park, a famous fishing spot at the north end of the barrier island that draws anglers from far and wide, has reopened a month early, just in time for the 4th of July.

On Monday, anglers and other nature lovers walked along the north jetty for the first time since last November, following a \$1.4-million revetment repair job that rebuilt the concrete and steel approach to the pier that extends out into the ocean.

The section of seawall and walkway that was replaced was an accretion of materials that started as a low coquina seawall more than 100 years ago.

"The district was granted a permit on Aug. 31, 1920, to dig the inlet," says Inlet District public information officer and social media manager Ed Garland.

"We have photos showing barges carrying coquina for small jetties during the period of 1920-1924. There were also major improvements throughout the 1950s. A complete overhaul of the north jetty took place between 1968-1970 by the Cleary brothers."

New materials were piled up on top of old ones, creating a hodge-podge structure of rock, concrete and rusty steel that began to fail in recent years as limestone rocks and boulders that protected it wore or washed away due to wave action and sand movement during hurricanes and other big storms.

"We had to do emergency repairs two years ago, after Ian and Nicole," said Garland. "They were temporary fixes with concrete and sandbags meant to last until this project could start."

The elevated concrete walkway leading to the jetty was still intact, with fishermen walking back and forth in early November, but the archaic foundation its piers rested on was worn out.

Project contractor Shoreline Foundation, Inc. completed the renovation a month ahead of schedule, "so we decided to open on Monday before the July 4th holiday weekend," Garland said.


After demolishing the damaged section and installing steel sheet pile, contractors created a base of sand and gabion stone and replaced the coquina with four-foot-diameter granite boulders quarried in Georgia. Then, contractors poured a new cap and sidewalk and installed the aluminum railing, which they were able to reclaim from the old walkway, Garland said.

All that is left is to remount the webcam that provides live images of the inlet and surrounding area 24 hours a day, seven days a week. Anglers and other boaters have come to rely on the webcam to give them an idea of how rough the waters are before heading out for the day, Garland said. The camera is expected to be remounted in about a month, he said.

Phase 2 of the project, which will cost \$2.5 million in total, will include improvements to the area immediately west of the jetty, and phase 3 will provide improvements to the south jetty.

The project is being paid for by property taxes collected from residents of the Sebastian Inlet District, an independent special district created by the State of Florida in 1919 to maintain the navigational channel connecting the Indian River Lagoon and the Atlantic Ocean.

*Photos by Joshua Kodis*





## SEBASTIAN INLET DISTRICT

A multi-county, independent special taxing district created by the Florida State Legislature

### MEMORANDUM

**TO:** Sebastian Inlet District Commissioners  
**FROM:** David Barney, Chairman  
**DATE:** July 2, 2025  
**SUBJECT:** Commissioner Orientation Guide

I would like to continue discussion on the development of a Commissioner Orientation Guide.

**Sebastian Inlet District**  
**Balance Sheet**  
 As of June 30, 2025

	Jun 30, 25	Jun 30, 24	\$ Change	% Change
<b>ASSETS</b>				
Current Assets				
Checking/Savings				
1010100 · Petty Cash	100.00	100.00	0.00	0.0%
1010200 · Main Operating Acct -PNC Bank	3,992,006.16	4,799,263.13	-807,256.97	-16.8%
1510500 · SBA Investment	13,125,053.23	12,450,850.16	674,203.07	5.4%
<b>Total Checking/Savings</b>	<b>17,117,159.39</b>	<b>17,250,213.29</b>	<b>-133,053.90</b>	<b>-0.8%</b>
Accounts Receivable				
1330100 · Accounts Receivable	9,019.50	72,237.60	-63,218.10	-87.5%
<b>Total Accounts Receivable</b>	<b>9,019.50</b>	<b>72,237.60</b>	<b>-63,218.10</b>	<b>-87.5%</b>
<b>Total Current Assets</b>	<b>17,126,178.89</b>	<b>17,322,450.89</b>	<b>-196,272.00</b>	<b>-1.1%</b>
<b>TOTAL ASSETS</b>	<b>17,126,178.89</b>	<b>17,322,450.89</b>	<b>-196,272.00</b>	<b>-1.1%</b>
<b>LIABILITIES &amp; EQUITY</b>				
Liabilities				
Current Liabilities				
Accounts Payable				
2020000 · Accounts Payable	840,679.97	3,094.86	837,585.11	27,063.8%
<b>Total Accounts Payable</b>	<b>840,679.97</b>	<b>3,094.86</b>	<b>837,585.11</b>	<b>27,063.8%</b>
Credit Cards				
200200 · PNC Corporate Card	657.16	0.00	657.16	100.0%
<b>Total Credit Cards</b>	<b>657.16</b>	<b>0.00</b>	<b>657.16</b>	<b>100.0%</b>
Other Current Liabilities				
2110 · Direct Deposit Liabilities	-1,707.00	-1,707.00	0.00	0.0%
2100000 · Payroll Liabilities				
2105000 · Federal Withholding Withheld	-80.00	-80.00	0.00	0.0%
2106000 · Social Security-Employer	-124.00	-124.00	0.00	0.0%
2107000 · Social Security-Employee	-124.00	-124.00	0.00	0.0%
2108000 · Medicare-Employer	-29.00	-29.00	0.00	0.0%
2109000 · Medicare-Employee	-29.00	-29.00	0.00	0.0%
<b>Total 2100000 · Payroll Liabilities</b>	<b>-386.00</b>	<b>-386.00</b>	<b>0.00</b>	<b>0.0%</b>
<b>Total Other Current Liabilities</b>	<b>-2,093.00</b>	<b>-2,093.00</b>	<b>0.00</b>	<b>0.0%</b>
<b>Total Current Liabilities</b>	<b>839,244.13</b>	<b>1,001.86</b>	<b>838,242.27</b>	<b>83,668.6%</b>
<b>Total Liabilities</b>	<b>839,244.13</b>	<b>1,001.86</b>	<b>838,242.27</b>	<b>83,668.6%</b>
Equity				
2701000 · Assigned	13,073,401.00	13,073,401.00	0.00	0.0%
2700000 · Unassigned	4,240,994.73	890,777.13	3,350,217.60	376.1%
Net Income	-1,027,460.97	3,357,270.90	-4,384,731.87	-130.6%
<b>Total Equity</b>	<b>16,286,934.76</b>	<b>17,321,449.03</b>	<b>-1,034,514.27</b>	<b>-6.0%</b>
<b>TOTAL LIABILITIES &amp; EQUITY</b>	<b>17,126,178.89</b>	<b>17,322,450.89</b>	<b>-196,272.00</b>	<b>-1.1%</b>

## Sebastian Inlet District Variance Report\_Rev. & Exp. FY Budget vs. Actual October 2024 through June 2025

	Oct '24 - Jun 25	Budget	\$ Over Budget	% of Budget
<b>Ordinary Income/Expense</b>				
<b>Income</b>				
<b>3000000 - Revenues</b>				
3110100 - Ad Valorem Tax-Brevard Cty	5,801,533.40	5,993,289.00	-191,755.60	96.8%
3110200 - Ad Valorem Tax-Indian River Cty	1,251,062.00	1,299,631.00	-48,569.00	96.3%
<b>Total 3000000 - Revenues</b>	<b>7,052,595.40</b>	<b>7,292,920.00</b>	<b>-240,324.60</b>	<b>96.7%</b>
<b>3340000 - Contracted State Funds</b>				
3340331 - Dredging/Monitoring	38,591.97	0.00	38,591.97	100.0%
3340000 - Contracted State Funds - Other	0.00	6,122,500.00	-6,122,500.00	0.0%
<b>Total 3340000 - Contracted State Funds</b>	<b>38,591.97</b>	<b>6,122,500.00</b>	<b>-6,083,908.03</b>	<b>0.6%</b>
<b>3610000 - Other Revenue</b>				
3610100 - Miscellaneous Revenue	0.00	0.00	0.00	0.0%
3610200 - Interest Revenue	572,908.46	326,000.00	246,908.46	175.7%
<b>Total 3610000 - Other Revenue</b>	<b>572,908.46</b>	<b>326,000.00</b>	<b>246,908.46</b>	<b>175.7%</b>
<b>3700000 - Capital Lease Proceeds</b>				
	0.00	0.00	0.00	0.0%
<b>Total Income</b>	<b>7,664,095.83</b>	<b>13,741,420.00</b>	<b>-6,077,324.17</b>	<b>55.8%</b>
<b>Gross Profit</b>	<b>7,664,095.83</b>	<b>13,741,420.00</b>	<b>-6,077,324.17</b>	<b>55.8%</b>
<b>Expense</b>				
<b>5110000 - Commission</b>				
5110210 - Commissioners Payroll Taxes	826.20	2,000.00	-1,173.80	41.3%
5110110 - Commissioners Compensation	18,800.00	25,000.00	-6,200.00	75.2%
5110400 - Commissioners Travel	0.00	0.00	0.00	0.0%
5110410 - Travel Out Of District/Conferen	0.00	2,500.00	-2,500.00	0.0%
5110450 - Commissioners Bonds	1,040.00	1,200.00	-160.00	86.7%
5110490 - Other Commissioners Expense/FRS	9,739.07	15,000.00	-5,260.93	64.9%
<b>Total 5110000 - Commission</b>	<b>30,405.27</b>	<b>45,700.00</b>	<b>-15,294.73</b>	<b>66.5%</b>
<b>5130000 - Financial and Administrative</b>				
5130412 - Taxes, Fees, and Surcharges	84.04			
5130120 - Salaries-Administrative	125,023.59	167,500.00	-42,476.41	74.6%
5130121 - Salary-Support Staff	152,114.37	208,900.00	-56,785.63	72.8%
5130150 - Retirement Contribution/FRS	67,268.41	89,500.00	-22,231.59	75.2%
5130210 - Taxes-Payroll	21,695.42	29,000.00	-7,304.58	74.8%
5130240 - Workers' Compensation	1,052.75	1,400.00	-347.25	75.2%
5130250 - Employee Insurance	33,552.02	51,000.00	-17,447.98	65.8%
5130320 - Accounting Audit	26,225.00	32,350.00	-6,125.00	81.1%
5130321 - Accounting General	10,159.68	1,500.00	8,659.68	677.3%
5130400 - Employee Travel In Dist.	4,736.78	4,800.00	-63.22	98.7%
5130401 - Employee Travel Out of Dist.	3,624.46	4,300.00	-675.54	84.3%
5130402 - Technical Conferences	1,404.79	3,000.00	-1,595.21	46.8%
5130410 - Telephone/ Internet Services	1,275.08	3,500.00	-2,224.92	36.4%
5130411 - Other Communications	402.47	1,000.00	-597.53	40.2%
5130430 - Utilities	1,645.33	2,200.00	-554.67	74.8%
5130440 - Rent of Office Space	14,175.00	18,900.00	-4,725.00	75.0%
5130441 - Copier/Fax Machine Lease	915.48	2,000.00	-1,084.52	45.8%
5130450 - Insurance-General Liability	15,700.50	21,100.00	-5,399.50	74.4%
5130460 - Equipment Maintenance	50.00	550.00	-500.00	9.1%
5130470 - Printing	0.00	500.00	-500.00	0.0%
5130491 - TRIM Compliance	0.00	1,000.00	-1,000.00	0.0%
5130510 - Office Supplies	1,139.62	1,000.00	139.62	114.0%
5130511 - Postage	390.89	1,000.00	-609.11	39.1%
5130512 - Other Supplies	3,281.33	4,500.00	-1,218.67	72.9%
5130513 - Bank Fees and Charges	6,256.18	7,500.00	-1,243.82	83.4%
5130520 - Data Processing/IT Tech Support	8,228.45	8,000.00	228.45	102.9%
5130540 - Publications	214.91	500.00	-285.09	43.0%
5130541 - Special Meeting Expenses	0.00	500.00	-500.00	0.0%
5130542 - Association Dues	1,335.00	6,000.00	-4,665.00	22.3%
5130543 - General Administrative Expense	2,476.98	5,000.00	-2,523.02	49.5%
5130549 - Photography/Daily Inlet Photos	0.00	0.00	0.00	0.0%
5130550 - Office Equip/ IT Backup Server	5,415.59	5,000.00	415.59	108.3%
<b>Total 5130000 - Financial and Administrative</b>	<b>509,844.12</b>	<b>683,000.00</b>	<b>-173,155.88</b>	<b>74.6%</b>
<b>5140000 - Legal Counsel</b>				
5140310 - Attorney-Administrative	25,614.04	42,000.00	-16,385.96	61.0%
5140311 - Attorney-Project Related	0.00	6,000.00	-6,000.00	0.0%
5140312 - Legal/Legis./Exec.	32,135.00	60,000.00	-27,865.00	53.6%
5140313 - Attorney / Litigation	1,292.50	50,000.00	-48,707.50	2.6%
5140314 - Attorney / Special	5,433.51	61,800.00	-56,366.49	8.8%
5140490 - Legal Advertising	586.66	3,000.00	-2,413.34	19.6%
<b>Total 5140000 - Legal Counsel</b>	<b>65,061.71</b>	<b>222,800.00</b>	<b>-157,738.29</b>	<b>29.2%</b>
<b>5190000 - Governmental &amp; Tax Related Fees</b>				
5190310 - Appraiser Fees-Brevard Cty	66,011.67	40,000.00	26,011.67	165.0%
5190311 - Appraiser Fees-Indian River Cty	10,514.00	15,000.00	-4,486.00	70.1%
5190312 - District Representation	0.00	15,000.00	-15,000.00	0.0%
5190313 - Legisl. Research/Clipping Serv.	0.00	500.00	-500.00	0.0%
5190491 - Tax Fees-Brevard Cty	131,185.27	83,000.00	48,185.27	158.1%
5190492 - Tax Fees-Indian River Cty	25,091.17	16,000.00	9,091.17	156.8%

## Sebastian Inlet District Variance Report\_Rev. & Exp. FY Budget vs. Actual October 2024 through June 2025

	Oct '24 - Jun 25	Budget	\$ Over Budget	% of Budget
<b>Total 5190000 · Governmental &amp; Tax Related Fees</b>	232,802.11	169,500.00	63,302.11	137.3%
<b>5370000 · Staff Engineer / Engineering</b>				
5370160 · Data Management and Inventory	0.00	5,500.00	-5,500.00	0.0%
5370345 · Wave and Weather Station	74,799.24	165,000.00	-90,200.76	45.3%
<b>Total 5370000 · Staff Engineer / Engineering</b>	74,799.24	170,500.00	-95,700.76	43.9%
<b>5371000 · Sand Transfer System/Adv. Study</b>				
5371326 · DMMA & Maintenance	6,093.25	130,000.00	-123,906.75	4.7%
5371314 · Non-Engineering Prof. Fees	0.00	2,500.00	-2,500.00	0.0%
5371316 · Sediment Budget Studies	5,850.00	75,000.00	-69,150.00	7.8%
5371318 · Aerial Photography	0.00	21,000.00	-21,000.00	0.0%
5371470 · Permit Rel. Costs Federal	0.00	15,000.00	-15,000.00	0.0%
5371471 · IMP/State of Inlet Report	68,055.00	145,000.00	-76,945.00	46.9%
5371473 · Engineering / Design	0.00	125,000.00	-125,000.00	0.0%
<b>Total 5371000 · Sand Transfer System/Adv. Study</b>	79,998.25	513,500.00	-433,501.75	15.6%
<b>5372000 · Sand Trap Dredging</b>				
5372311 · Construction-Local Share	5,045,430.54	11,250,000.00	-6,204,569.46	44.8%
5372470 · Permit Related Costs/Monitoring	210,875.83	500,000.00	-289,124.17	42.2%
<b>Total 5372000 · Sand Trap Dredging</b>	5,256,306.37	11,750,000.00	-6,493,693.63	44.7%
<b>5373000 · Maint. of Channel/Channel Exten</b>				
5373317 · Signage / Markers	0.00	500.00	-500.00	0.0%
5373315 · Channel Dredging-SISP Boat Ramp	0.00	0.00	0.00	0.0%
5373314 · Mitigation Monitoring	4,982.50	20,000.00	-15,017.50	24.9%
5373309 · Summer Hydrographics	108,232.00	115,000.00	-6,768.00	94.1%
5373310 · Winter Hydrographics	84,669.00	115,000.00	-30,331.00	73.6%
5373313 · Channel Realignment/Permitting	0.00	0.00	0.00	0.0%
5373461 · Channel Marker Maintenance	0.00	30,000.00	-30,000.00	0.0%
<b>Total 5373000 · Maint. of Channel/Channel Exten</b>	197,883.50	280,500.00	-82,616.50	70.5%
<b>5374000 · Ebb Shoal / Offshore Projects</b>				
5374312 · Thomas Shoal Characterization	0.00	20,000.00	-20,000.00	0.0%
5374310 · Ebb Shoal Characterization	0.00	1,050.00	-1,050.00	0.0%
<b>Total 5374000 · Ebb Shoal / Offshore Projects</b>	0.00	21,050.00	-21,050.00	0.0%
<b>5375000 · Construction Programs</b>				
5375476 · North Shoreline Stabilization	0.00	10,000.00	-10,000.00	0.0%
5375475 · South Shoreline Repair	0.00	2,000.00	-2,000.00	0.0%
5375474 · Marina Channel Dredge-SISP	0.00	0.00	0.00	0.0%
5375461 · North Jetty Lights	0.00	2,500.00	-2,500.00	0.0%
5375462 · Storm Management	0.00	300,000.00	-300,000.00	0.0%
5375472 · North Jetty Maint. and Repair	2,211,255.08	4,700,000.00	-2,488,744.92	47.0%
<b>Total 5375000 · Construction Programs</b>	2,211,255.08	5,014,500.00	-2,803,244.92	44.1%
<b>5376000 · Natural Resource Programs</b>				
5376309 · Marine Services	17,864.99	16,000.00	1,864.99	111.7%
5376308 · Safety Management	0.00	500.00	-500.00	0.0%
5376307 · Web Site Enhancement(Web Cam)	2,490.00	16,700.00	-14,210.00	14.9%
5376306 · Public Awareness and Education	12,846.16	20,000.00	-7,153.84	64.2%
5376310 · Surveying Services-(Economic)	0.00	0.00	0.00	0.0%
5376312 · Aerial Photography / Annual	0.00	15,000.00	-15,000.00	0.0%
5376318 · Coconut Point Stabilization	0.00	500.00	-500.00	0.0%
5376470 · Permitting Req./Compl. Rep'ting	0.00	1,000.00	-1,000.00	0.0%
<b>Total 5376000 · Natural Resource Programs</b>	33,201.15	69,700.00	-36,498.85	47.6%
<b>5377000 · Other Planned Projects</b>				
5377340 · Contract Labor	0.00	1,000.00	-1,000.00	0.0%
5377464 · Retilling of South Beach	0.00	10,000.00	-10,000.00	0.0%
<b>Total 5377000 · Other Planned Projects</b>	0.00	11,000.00	-11,000.00	0.0%
<b>5378000 · Professional/Contract/Service</b>				
5378640 · Project Related Equipment	0.00	1,500.00	-1,500.00	0.0%
5378310 · Eng./Surveying Consulting	0.00	15,000.00	-15,000.00	0.0%
<b>Total 5378000 · Professional/Contract/Service</b>	0.00	16,500.00	-16,500.00	0.0%
5410000 · Debt Interest Payments	0.00	1,000.00	-1,000.00	0.0%
5420000 · Debt Principal Payments	0.00	0.00	0.00	0.0%
6000000 · Capital Outlay	0.00	0.00	0.00	0.0%
<b>Total Expense</b>	8,691,556.80	18,969,250.00	-10,277,693.20	45.8%
<b>Net Ordinary Income</b>	-1,027,460.97	-5,227,830.00	4,200,369.03	19.7%
<b>Net Income</b>	-1,027,460.97	-5,227,830.00	4,200,369.03	19.7%

## Sebastian Inlet District Variance Report\_Rev. & Exp. FY Budget vs. Actual October 2024 through June 2025

	Oct '24 - Jun 25	Budget	\$ Over Budget	% of Budget
<b>Ordinary Income/Expense</b>				
<b>Income</b>				
<b>3000000 - Revenues</b>				
3110100 - Ad Valorem Tax-Brevard Cty	5,801,533.40	5,993,289.00	-191,755.60	96.8%
3110200 - Ad Valorem Tax-Indian River Cty	1,251,062.00	1,299,631.00	-48,569.00	96.3%
<b>Total 3000000 - Revenues</b>	<b>7,052,595.40</b>	<b>7,292,920.00</b>	<b>-240,324.60</b>	<b>96.7%</b>
<b>3340000 - Contracted State Funds</b>				
3340331 - Dredging/Monitoring	38,591.97	0.00	38,591.97	100.0%
3340000 - Contracted State Funds - Other	0.00	6,122,500.00	-6,122,500.00	0.0%
<b>Total 3340000 - Contracted State Funds</b>	<b>38,591.97</b>	<b>6,122,500.00</b>	<b>-6,083,908.03</b>	<b>0.6%</b>
<b>3610000 - Other Revenue</b>				
3610100 - Miscellaneous Revenue	0.00	0.00	0.00	0.0%
3610200 - Interest Revenue	572,908.46	326,000.00	246,908.46	175.7%
<b>Total 3610000 - Other Revenue</b>	<b>572,908.46</b>	<b>326,000.00</b>	<b>246,908.46</b>	<b>175.7%</b>
3700000 - Capital Lease Proceeds	0.00	0.00	0.00	0.0%
<b>Total Income</b>	<b>7,664,095.83</b>	<b>13,741,420.00</b>	<b>-6,077,324.17</b>	<b>55.8%</b>
<b>Gross Profit</b>	<b>7,664,095.83</b>	<b>13,741,420.00</b>	<b>-6,077,324.17</b>	<b>55.8%</b>
<b>Expense</b>				
<b>5110000 - Commission</b>				
5110210 - Commissioners Payroll Taxes	826.20	2,000.00	-1,173.80	41.3%
5110110 - Commissioners Compensation	18,800.00	25,000.00	-6,200.00	75.2%
5110400 - Commissioners Travel	0.00	0.00	0.00	0.0%
5110410 - Travel Out Of District/Conferen	0.00	2,500.00	-2,500.00	0.0%
5110450 - Commissioners Bonds	1,040.00	1,200.00	-160.00	86.7%
5110490 - Other Commissioners Expense/FRS	9,739.07	15,000.00	-5,260.93	64.9%
<b>Total 5110000 - Commission</b>	<b>30,405.27</b>	<b>45,700.00</b>	<b>-15,294.73</b>	<b>66.5%</b>
<b>5130000 - Financial and Administrative</b>				
5130412 - Taxes, Fees, and Surcharges	84.04			
5130120 - Salaries-Administrative	125,023.59	167,500.00	-42,476.41	74.6%
5130121 - Salary-Support Staff	152,114.37	208,900.00	-56,785.63	72.8%
5130150 - Retirement Contribution/FRS	67,268.41	89,500.00	-22,231.59	75.2%
5130210 - Taxes-Payroll	21,695.42	29,000.00	-7,304.58	74.8%
5130240 - Workers' Compensation	1,052.75	1,400.00	-347.25	75.2%
5130250 - Employee Insurance	33,552.02	51,000.00	-17,447.98	65.8%
5130320 - Accounting Audit	26,225.00	32,350.00	-6,125.00	81.1%
5130321 - Accounting General	10,159.68	1,500.00	8,659.68	677.3%
5130400 - Employee Travel In Dist.	4,736.78	4,800.00	-63.22	98.7%
5130401 - Employee Travel Out of Dist.	3,624.46	4,300.00	-675.54	84.3%
5130402 - Technical Conferences	1,404.79	3,000.00	-1,595.21	46.8%
5130410 - Telephone/ Internet Services	1,275.08	3,500.00	-2,224.92	36.4%
5130411 - Other Communications	402.47	1,000.00	-597.53	40.2%
5130430 - Utilities	1,645.33	2,200.00	-554.67	74.8%
5130440 - Rent of Office Space	14,175.00	18,900.00	-4,725.00	75.0%
5130441 - Copier/Fax Machine Lease	915.48	2,000.00	-1,084.52	45.8%
5130450 - Insurance-General Liability	15,700.50	21,100.00	-5,399.50	74.4%
5130460 - Equipment Maintenance	50.00	550.00	-500.00	9.1%
5130470 - Printing	0.00	500.00	-500.00	0.0%
5130491 - TRIM Compliance	0.00	1,000.00	-1,000.00	0.0%
5130510 - Office Supplies	1,139.62	1,000.00	139.62	114.0%
5130511 - Postage	390.89	1,000.00	-609.11	39.1%
5130512 - Other Supplies	3,281.33	4,500.00	-1,218.67	72.9%
5130513 - Bank Fees and Charges	6,256.18	7,500.00	-1,243.82	83.4%
5130520 - Data Processing/IT Tech Support	8,228.45	8,000.00	228.45	102.9%
5130540 - Publications	214.91	500.00	-285.09	43.0%
5130541 - Special Meeting Expenses	0.00	500.00	-500.00	0.0%
5130542 - Association Dues	1,335.00	6,000.00	-4,665.00	22.3%
5130543 - General Administrative Expense	2,476.98	5,000.00	-2,523.02	49.5%
5130549 - Photography/Daily Inlet Photos	0.00	0.00	0.00	0.0%
5130550 - Office Equip/ IT Backup Server	5,415.59	5,000.00	415.59	108.3%
<b>Total 5130000 - Financial and Administrative</b>	<b>509,844.12</b>	<b>683,000.00</b>	<b>-173,155.88</b>	<b>74.6%</b>
<b>5140000 - Legal Counsel</b>				
5140310 - Attorney-Administrative	25,614.04	42,000.00	-16,385.96	61.0%
5140311 - Attorney-Project Related	0.00	6,000.00	-6,000.00	0.0%
5140312 - Legal/Legis./Exec.	32,135.00	60,000.00	-27,865.00	53.6%
5140313 - Attorney / Litigation	1,292.50	50,000.00	-48,707.50	2.6%
5140314 - Attorney / Special	5,433.51	61,800.00	-56,366.49	8.8%
5140490 - Legal Advertising	586.66	3,000.00	-2,413.34	19.6%
<b>Total 5140000 - Legal Counsel</b>	<b>65,061.71</b>	<b>222,800.00</b>	<b>-157,738.29</b>	<b>29.2%</b>
<b>5190000 - Governmental &amp; Tax Related Fees</b>				
5190310 - Appraiser Fees-Brevard Cty	66,011.67	40,000.00	26,011.67	165.0%
5190311 - Appraiser Fees-Indian River Cty	10,514.00	15,000.00	-4,486.00	70.1%
5190312 - District Representation	0.00	15,000.00	-15,000.00	0.0%
5190313 - Legisl. Research/Clipping Serv.	0.00	500.00	-500.00	0.0%
5190491 - Tax Fees-Brevard Cty	131,185.27	83,000.00	48,185.27	158.1%
5190492 - Tax Fees-Indian River Cty	25,091.17	16,000.00	9,091.17	156.8%

## Sebastian Inlet District Variance Report\_Rev. & Exp. FY Budget vs. Actual October 2024 through June 2025

	Oct '24 - Jun 25	Budget	\$ Over Budget	% of Budget
<b>Total 5190000 · Governmental &amp; Tax Related Fees</b>	232,802.11	169,500.00	63,302.11	137.3%
<b>5370000 · Staff Engineer / Engineering</b>				
5370160 · Data Management and Inventory	0.00	5,500.00	-5,500.00	0.0%
5370345 · Wave and Weather Station	74,799.24	165,000.00	-90,200.76	45.3%
<b>Total 5370000 · Staff Engineer / Engineering</b>	74,799.24	170,500.00	-95,700.76	43.9%
<b>5371000 · Sand Transfer System/Adv. Study</b>				
5371326 · DMMA & Maintenance	6,093.25	130,000.00	-123,906.75	4.7%
5371314 · Non-Engineering Prof. Fees	0.00	2,500.00	-2,500.00	0.0%
5371316 · Sediment Budget Studies	5,850.00	75,000.00	-69,150.00	7.8%
5371318 · Aerial Photography	0.00	21,000.00	-21,000.00	0.0%
5371470 · Permit Rel. Costs Federal	0.00	15,000.00	-15,000.00	0.0%
5371471 · IMP/State of Inlet Report	68,055.00	145,000.00	-76,945.00	46.9%
5371473 · Engineering / Design	0.00	125,000.00	-125,000.00	0.0%
<b>Total 5371000 · Sand Transfer System/Adv. Study</b>	79,998.25	513,500.00	-433,501.75	15.6%
<b>5372000 · Sand Trap Dredging</b>				
5372311 · Construction-Local Share	5,045,430.54	11,250,000.00	-6,204,569.46	44.8%
5372470 · Permit Related Costs/Monitoring	210,875.83	500,000.00	-289,124.17	42.2%
<b>Total 5372000 · Sand Trap Dredging</b>	5,256,306.37	11,750,000.00	-6,493,693.63	44.7%
<b>5373000 · Maint. of Channel/Channel Exten</b>				
5373317 · Signage / Markers	0.00	500.00	-500.00	0.0%
5373315 · Channel Dredging-SISP Boat Ramp	0.00	0.00	0.00	0.0%
5373314 · Mitigation Monitoring	4,982.50	20,000.00	-15,017.50	24.9%
5373309 · Summer Hydrographics	108,232.00	115,000.00	-6,768.00	94.1%
5373310 · Winter Hydrographics	84,669.00	115,000.00	-30,331.00	73.6%
5373313 · Channel Realignment/Permitting	0.00	0.00	0.00	0.0%
5373461 · Channel Marker Maintenance	0.00	30,000.00	-30,000.00	0.0%
<b>Total 5373000 · Maint. of Channel/Channel Exten</b>	197,883.50	280,500.00	-82,616.50	70.5%
<b>5374000 · Ebb Shoal / Offshore Projects</b>				
5374312 · Thomas Shoal Characterization	0.00	20,000.00	-20,000.00	0.0%
5374310 · Ebb Shoal Characterization	0.00	1,050.00	-1,050.00	0.0%
<b>Total 5374000 · Ebb Shoal / Offshore Projects</b>	0.00	21,050.00	-21,050.00	0.0%
<b>5375000 · Construction Programs</b>				
5375476 · North Shoreline Stabilization	0.00	10,000.00	-10,000.00	0.0%
5375475 · South Shoreline Repair	0.00	2,000.00	-2,000.00	0.0%
5375474 · Marina Channel Dredge-SISP	0.00	0.00	0.00	0.0%
5375461 · North Jetty Lights	0.00	2,500.00	-2,500.00	0.0%
5375462 · Storm Management	0.00	300,000.00	-300,000.00	0.0%
5375472 · North Jetty Maint. and Repair	2,211,255.08	4,700,000.00	-2,488,744.92	47.0%
<b>Total 5375000 · Construction Programs</b>	2,211,255.08	5,014,500.00	-2,803,244.92	44.1%
<b>5376000 · Natural Resource Programs</b>				
5376309 · Marine Services	17,864.99	16,000.00	1,864.99	111.7%
5376308 · Safety Management	0.00	500.00	-500.00	0.0%
5376307 · Web Site Enhancement(Web Cam)	2,490.00	16,700.00	-14,210.00	14.9%
5376306 · Public Awareness and Education	12,846.16	20,000.00	-7,153.84	64.2%
5376310 · Surveying Services-(Economic)	0.00	0.00	0.00	0.0%
5376312 · Aerial Photography / Annual	0.00	15,000.00	-15,000.00	0.0%
5376318 · Coconut Point Stabilization	0.00	500.00	-500.00	0.0%
5376470 · Permitting Req./Compl. Rep'ting	0.00	1,000.00	-1,000.00	0.0%
<b>Total 5376000 · Natural Resource Programs</b>	33,201.15	69,700.00	-36,498.85	47.6%
<b>5377000 · Other Planned Projects</b>				
5377340 · Contract Labor	0.00	1,000.00	-1,000.00	0.0%
5377464 · Retilling of South Beach	0.00	10,000.00	-10,000.00	0.0%
<b>Total 5377000 · Other Planned Projects</b>	0.00	11,000.00	-11,000.00	0.0%
<b>5378000 · Professional/Contract/Service</b>				
5378640 · Project Related Equipment	0.00	1,500.00	-1,500.00	0.0%
5378310 · Eng./Surveying Consulting	0.00	15,000.00	-15,000.00	0.0%
<b>Total 5378000 · Professional/Contract/Service</b>	0.00	16,500.00	-16,500.00	0.0%
5410000 · Debt Interest Payments	0.00	1,000.00	-1,000.00	0.0%
5420000 · Debt Principal Payments	0.00	0.00	0.00	0.0%
6000000 · Capital Outlay	0.00	0.00	0.00	0.0%
<b>Total Expense</b>	8,691,556.80	18,969,250.00	-10,277,693.20	45.8%
<b>Net Ordinary Income</b>	-1,027,460.97	-5,227,830.00	4,200,369.03	19.7%
<b>Net Income</b>	-1,027,460.97	-5,227,830.00	4,200,369.03	19.7%